

PERFORMANCE RESULTS

Streamline Environmental Ltd distributed by Sepcon
Moyglare Road, Kilcock, Meath, Ireland

EN 12566-1

Part 1: Prefabricated septic tanks
Results corresponding to EN 12566-1 and S.R. 66

PIA-SR66-1606-1071

Streamline Septic Tank

Material	Concrete
Crushing resistance (crushing test)	Pass (for wet ground conditions also)
Watertightness	Pass
Nominal capacity	2 m ³ , 3 m ³
Hydraulic efficiency	99.98 % (without filter)
Durability	Pass

Performance tested by:

PIA – Prüfinstitut für Abwassertechnik GmbH
(PIA GmbH)
Hergenrather Weg 30
52074 Aachen, Germany

This document replaces neither the declaration
of performance nor the CE marking.



Notified Body
No.: 1739



Certified according to
ISO 9001:2008





Prüfinstitut für Abwassertechnik GmbH
[Signature]
geprüft - tested - testé

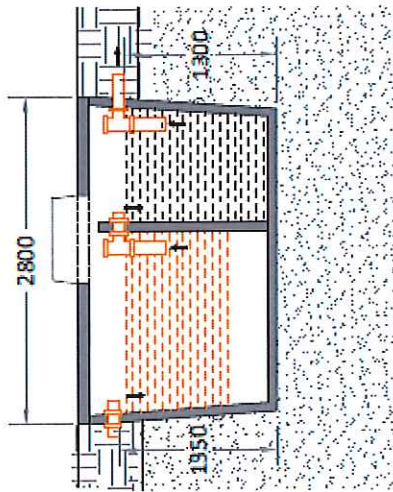
Elmar Lancé

October 2016

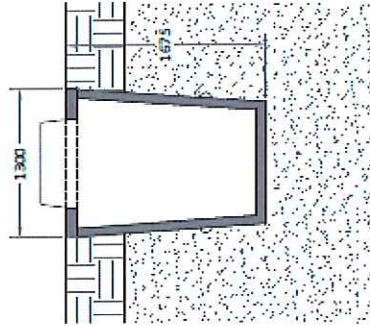
Streamline Septic Tank and its referring test reports:

Nominal capacity Usable capacity Population equivalent (PE)	Drawing of model of the range	Watertightness and Nominal Capacity (EN 12566-1 Annex A)	Hydraulic Efficiency (EN 12566-1 Annex B)	Structural Behaviour (EN 12566-1 Annex D)	Durability
2 2,632 l 4 PE		Pass PIA2015-WD/NC-1508-1043.01	Pass PIA2015-HWG-1508-1043.01	Pass For wet ground conditions, 0.25 m installation depth from invert inlet	Pass PIA2016-DH-1601-1001.01
3 3,050 l 7 PE		Pass PIA2015-WD/NC-1508-1043.01	Pass PIA2015-HWG-1508-1043.01	Pass PIA2010-ST-BT0902-1003 For wet ground conditions, 0.25 m installation depth from invert inlet	Pass PIA2016-DH-1601-1001.01

4 PE Ultra Low Invert Septic Tank



SECTION A-A



SECTION B-B

Streamline
Product Division of: Kildare

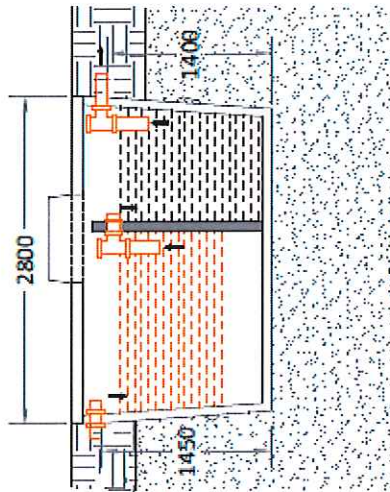
Moyglare Rd, Kildare, Co. Kildare
 Ph: 01 9033092 Email: streamlinesepc@kildare.ie
 Web: www.streamlinesepc@kildare.ie

This drawing is Copyright to Streamline Environmental Ltd

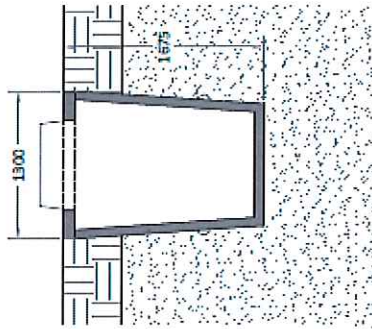
- NOTES:**
1. Do not scale from this drawing.
 2. For illustration purposes only.
 3. Observe all safety regulations in regard to excavation and lifting requirements.
 4. Never leave openings unguarded or unattended at any time.
 5. Refer to specific site details for loadings and further design info.
 6. The cross section drawing above shows the excavation requirement for tanks in a straight series configuration only. Consult Streamline Environmental for excavation requirements in different tank configurations.

Project Name: Streamline Environmental Ltd			
Drawing Title: Streamline 4PE Septic Tank Operating Capacity 2632L			
Address:	Project No.:	Client Ref.	
Date: Sept 16	Scale: N.T.S.	Rev. no:	Dwg No. STR-SEPT-4PE

7 PE Septic Tank



SECTION A-A



SECTION B-B

Notes:

1. Do not scale from this drawing.
2. For illustration purposes only.
3. Observe all safety regulations in regard to excavation and lifting requirements.
4. Never leave openings uncovered or unattended at any time.
5. Refer to specific details for loadings and further design info.
6. The cross section drawing above shows the excavation requirement for tanks in a straight series configuration only. Consult Streamline Environmental for excavation requirements in different tank configurations.



Moylagane Rd, Killoock, Co Kildare
 Ph: 01 5033052 Email: streamlinesep tanks.ie
 Web: www.streamlinesep tanks.ie

This drawing is Copyright to Streamline
 Environments Ltd

Project Name: Streamline Environmental Ltd

Drawing Title: Streamline 7PE Septic Tank
 Operating Capacity 3165L

Address: Project No: Client Ref:

Date: Sept 16 Scale: N.T.S Rev. no: Dwg No: STR-SEPT-7PE